

# Music

## USING THE FREEGAL APP ON APPLE AND ANDROID

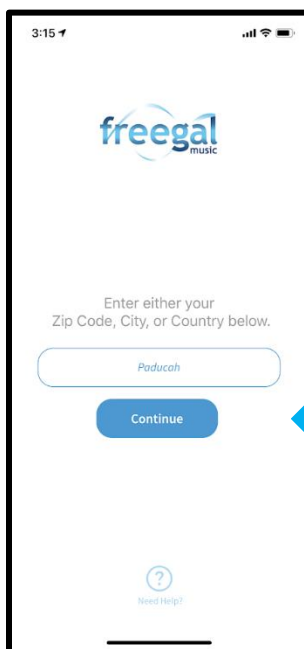
### Before you begin:

Get the Freegal app by searching "Freegal" in the App Store or Google Play store and downloading it to your device.

### Once the app is installed:

Open the Freegal app by tapping its icon. You'll see a welcome screen the first time you open the app.

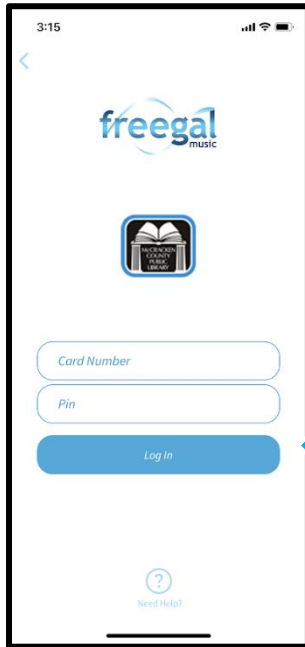
1) Search for Paducah, or allow the app to use your location. Tap "Continue".



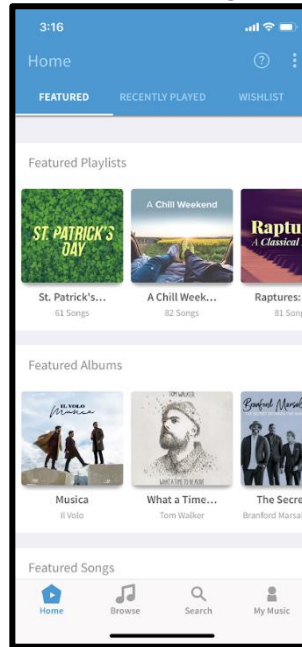
2) Tap the McCracken County Public Library in the list.



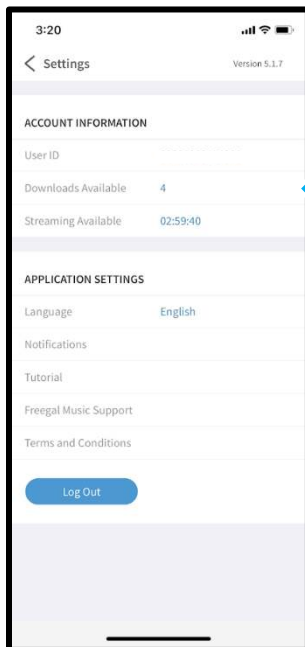
3) Enter your card number and PIN. Tap Log In.



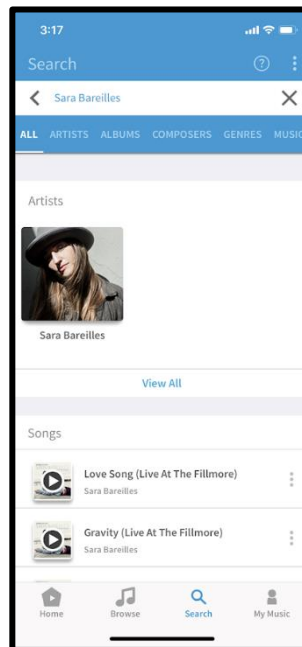
4) The Home screen appears. Tap the three dots in the top right to see your account.



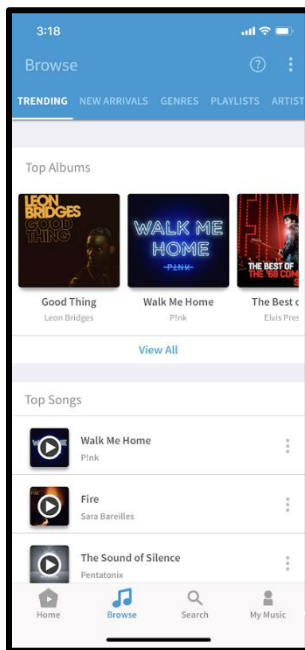
5) The settings page shows your remaining downloads and stream time.



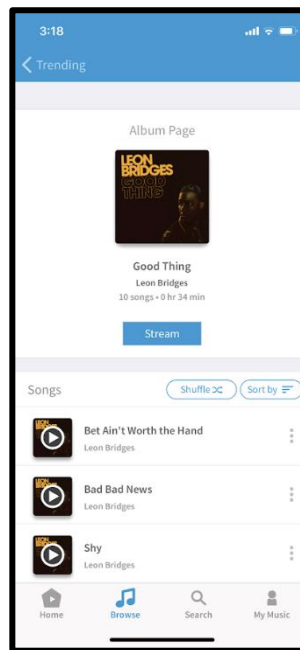
6) Tap "Search" at the bottom to search the catalog of music.



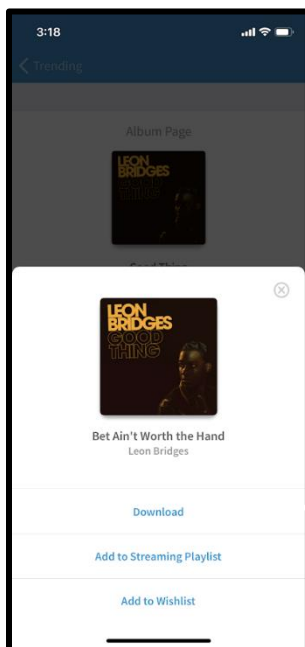
7) Tap "Browse" to view new releases, genres, artists, and more.



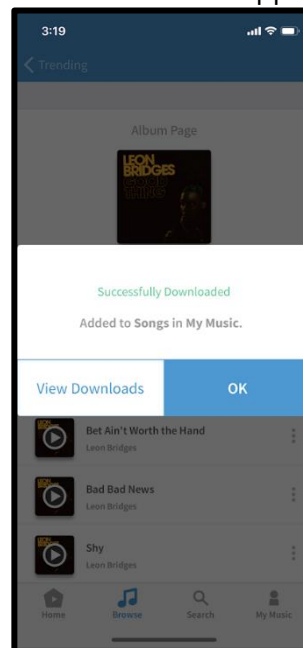
8) Tap an Album to open it. To download, tap the three dots next to the song.



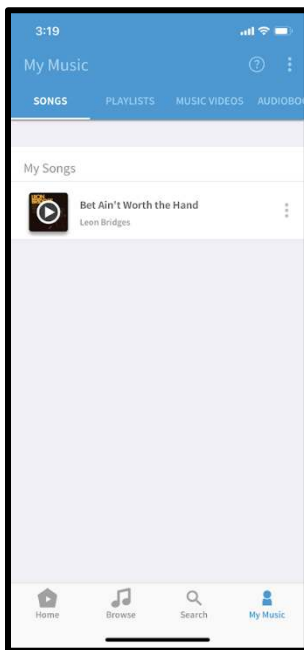
9) Tap "Download".



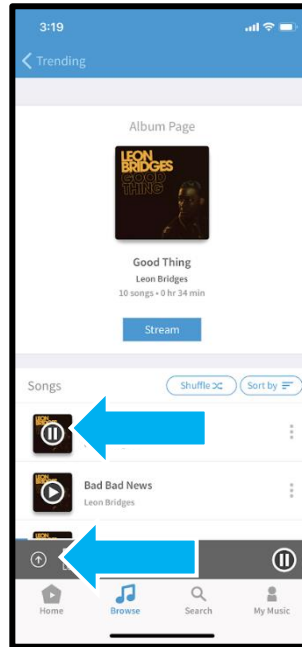
10) To view downloads, tap "View Downloads". You can also tap "My Music" at the bottom of the app.



11) The “My Music” page lists downloaded songs and playlists you’ve created.



12) To stream a song, tap the play icon on the picture next to the song name. Tap the arrow button on the song listing to show more controls.



13) From this screen, you can pause, play, skip, download, and more.

