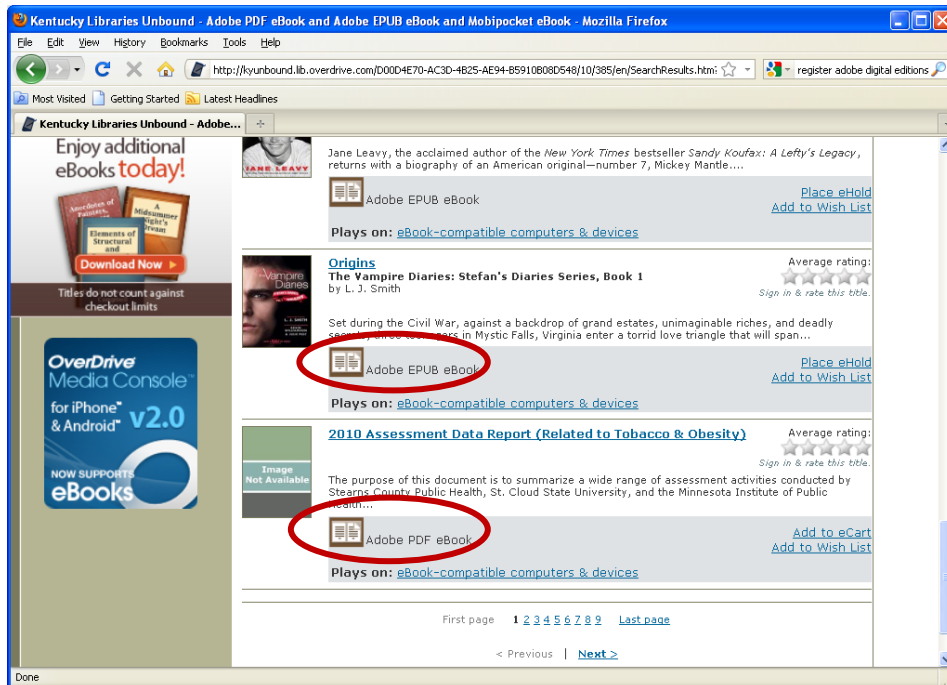


HOW TO GET A LIBRARY EBOOK ON YOUR EREADER (NOOK, SONY, ETC. NOT KINDLE)

Download and transfer the ebook to your reader (see last page for tips to find a book available **RIGHT NOW**)

1. Go to the Kentucky Unbound website: <http://kyunbound.lib.overdrive.com>
(Note: you can also reach this by clicking the Kentucky Unbound link from the library website at mclib.net)
2. When you're choosing a book make sure to find one that is either an ADOBE or OPEN EPUB EBOOK or an ADOBE or OPEN PDF EBOOK .



3. When you find a book you want, click **Add to eCart**. If it says **Place eHold** instead, all copies of the title are currently checked out and you have the option to be placed on a waiting list for it.
4. Click on **Proceed to checkout** if you've checked out all the books you want at this time.
5. Login:
 - a. Select **McCracken County Public Library** from the list
 - b. Enter your library card number.

HOW TO GET A LIBRARY EBOOK ON YOUR EREADER (NOOK, SONY, ETC. NOT KINDLE)

6. Choose how long you want to keep the ebook (usually 7, 14, or 21 days), then click **Confirm Checkout**

Check Out

Please review and confirm the selections and, if desired, change the lending period(s) before proceeding with check out.

Note that in order to use digital media, you must download and install the appropriate digital software before downloading the title to your machine.

[Cooking with Winter Squash & Pumpkins](#)
[Storey's Country Wisdom Bulletin A-55](#)

Lending period: **21 day checkout**

Adobe EPUB eBook Plays on: [eBook-compatible computers & devices](#) [remove](#)

Important notes:


- You may check out a maximum of **10** titles at one time
- You currently have **1** title(s) checked out
- You will have **8** title(s) remaining after checking out the selected title(s)

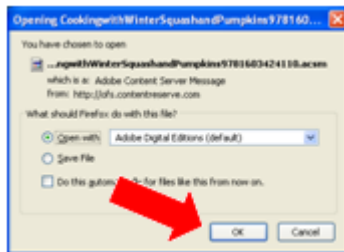
confirm check out

7. Click the **Download** button next to the picture of your book, then click **OK** to open your ebook in Adobe Digital Editions.

Download

The following title(s) are now available for download:

	The Clockwork Universe Isaac Newton, the Royal Society, and the Birth of the Modern World Click here to download the software needed to use this Adobe EPUB eBook title. Adobe EPUB eBook (18054)	Checked out on: Jan 04, 2012 Expires on: Jan 25, 2012
<input type="button" value="Download"/>		



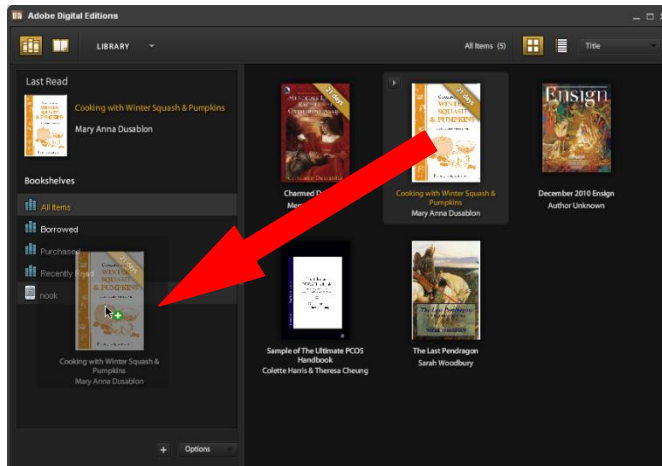
The book will open up the Adobe Digital Editions program in the “Reading View” screen

8. Change to the **Library view** by clicking on the little picture of the bookshelf in the upper-left hand corner.

HOW TO GET A LIBRARY EBOOK ON YOUR EREADER (NOOK, SONY, ETC. NOT KINDLE)



9. Transfer the ebook to your device by clicking the picture and dragging it over to the device.




10. You can now eject or unplug your reader and read your book!

HOW TO GET A LIBRARY EBOOK ON YOUR EREADER (NOOK, SONY, ETC. NOT KINDLE)

Setup (one time only!)

Download and install Adobe Digital Editions (ADE) 

1. Go to the Kentucky Unbound website: <http://kyunbound.lib.overdrive.com>

(Note: you can also reach this by clicking: **Download**  from the library website at mclib.net, then **clicking through to connect** to overdrive.com

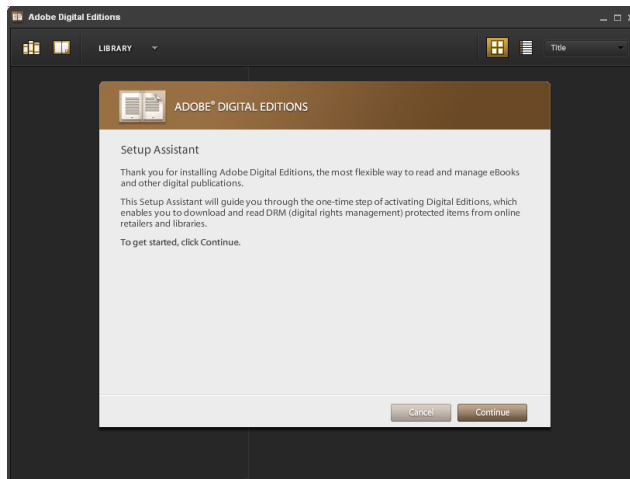
2. On the bottom left, under the heading **Software Downloads**, choose **Adobe Digital Editions**.


3. Click **Get Adobe Digital Editions**: 

4. Scroll down a bit and click on the **brown Install Button** , then click on **Install**, then **Yes**.

5. Click on Next to install Adobe Digital Editions with desktop and other shortcuts.

6. Click on Install. The program will begin downloading and installation. When it's completed, click **Close**. A black Adobe Digital Editions Screen will pop up, along with a Setup Assistant screen that prompts you to register your computer. Click **Continue**.



7. You want to be able to transfer your checked-out ebooks to your device, so you'll need to Choose **Authorize Computer**. If you already have set up an Adobe ID (using your email and password, you'll just type them in, and click **Activate**. Otherwise, you'll need to click **get an Adobe ID online** from the line just above **Authorize Computer**
 - a. When you follow that link, it will take you to Adobe website, where you'll click the yellow **Create an Adobe Account** 
 - b. You only need to fill in the fields with a red asterisk (i.e. email, password, retype password, first & last name, city, state, zip. You *do*

HOW TO GET A LIBRARY EBOOK ON YOUR EREADER

(NOOK, SONY, ETC. **NOT KINDLE**)

NOT have to sign up for any email notifications. Click **continue** at the bottom right. You've now got an Adobe ID.

8. Going back to Adobe Digital Editions, enter in your email and password, then click **Authorize** and **Continue** on to the main screen.
9. Plug in your ereader, and Adobe Digital Editions will ask you to authorize the device. Once that is complete, you are now able to transfer ebooks to your reader.

Your intital set-up is complete.

HOW TO GET A LIBRARY EBOOK ON YOUR EREADER (NOOK, SONY, ETC. NOT KINDLE)

Instant Gratification

Many ebooks will be checked out to someone else at the time you're browsing. You can add your name to the waiting list by clicking "Place eHold". In the meantime, to find books that ARE available right now, use the "Advanced Search" option at the top of each page:



- In the "Format" box, choose either **Adobe EPUB eBook**, **Adobe PDF eBook**, **Open EPUB eBook**, or **Open PDF eBook**.
- Make sure to check the box at the bottom that says "Only show titles with copies available" before clicking "Search". Every item in the results list should be available for immediate checkout.

